

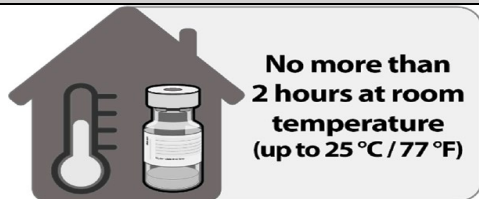
Med Prep-Dose Preparation: PFIZER

MED PREP-DILUTER ROLE: MED PREP STATION

- Remove vials from fridge. Begin dilution and preparation of vaccine at specified time. Each vial contains 5 (poss 6) doses, so you may be able to draw up a 6th dose.
- Label each vaccine vial with dilution date and time.
- Draw up vaccines.
- Label vaccines syringe with expiration date/time **Vaccines expire 6 hrs after dilution.**
- Place vaccine syringe in amber bag to protect from light.
- Place empty vials in designated bin.
- Document vial info and number of vaccinations administered on COVID Vaccine Administration Accountability Worksheet

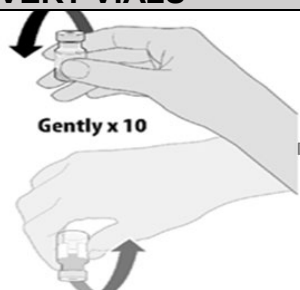
DOSE PREPARATION STEPS :

THAWING PRIOR TO DILUTION



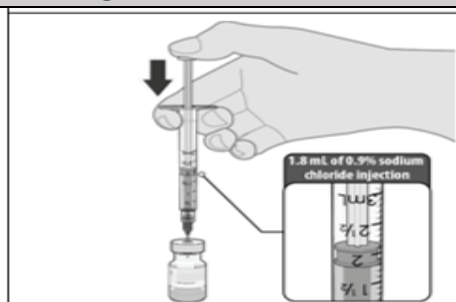
- Vials must reach room temperature before dilution and must be diluted within 2 hours

INVERT VIALS



- Gently invert vial 10 times to mix before dilution

DILUTE



- Obtain sterile 0.9% Sodium Chloride Injection, USP. Use only this as the diluent.
- Using aseptic technique, withdraw 1.8 mL of diluent into a transfer syringe (21 gauge or narrower needle).
- Cleanse the vaccine vial stopper with a single-use antiseptic swab.
- Add 1.8 ml of 0.9% Sodium Chloride Injection, USP into the vaccine vial.

EQUALIZE

I have reviewed the just in time training procedure listed above

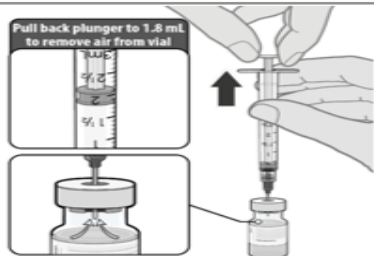
NAME (print): _____ Credentials: _____

Signature: _____

DATE: _____

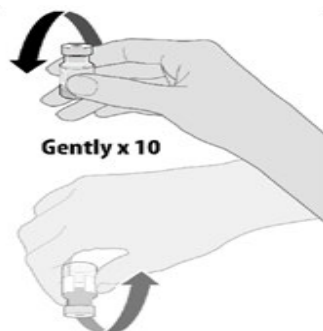
PFIZER

Med Prep-Dose Preparation: PFIZER



- Equalize vial pressure before removing the needle from the vial by withdrawing 1.8 ml air into the empty diluent syringe

INVERT



- Gently invert the vial containing the COVID-19 Vaccine 10 times to mix.
- Do **NOT** shake.
- Inspect the vaccine in the vial.
- The vaccine will be an off-white suspension. Do not use if vaccine is discolored or contains particulate matter.

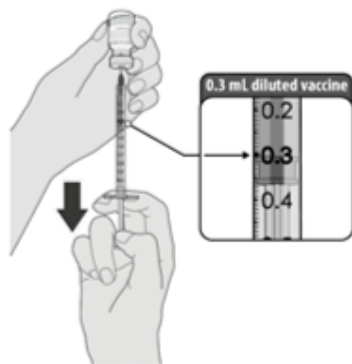
RECORD and STORE



- Record the date and time of dilution on the COVID-19 Vaccine vial label.
- Store between 2°C to 25°C (35°F to 77°F)
- Discard any unused vaccine 6 hours after dilution

During storage, minimize exposure to room light, avoid exposure to direct sunlight and ultraviolet light. Any vaccine remaining in vials must be discarded after 6 hours. Do not refreeze

PREPARATION of INDIVIDUAL 0.3ml DOSES



- Using aseptic technique, cleanse the vial stopper with a single-use antiseptic swab, and withdraw **0.3 mL** of the COVID-19 Vaccine.
- Visually inspect each dose in the dosing syringe prior to administration (confirm there are no particulates and that no discoloration is observed).
- Administer immediately intramuscularly.

I have reviewed the just in time training procedure listed above

NAME (print): _____ Credentials: _____

Signature: _____

DATE: _____

PFIZER

Med Prep-Dose Preparation: **PFIZER**



I have reviewed the just in time training procedure listed above

NAME (print): _____ Credentials: _____

Signature: _____

DATE: _____

PFIZER