

COVID-19 Community Vaccine Immunization Clinic Administration

Overview.....1
Login Job Role, Department and Resource Schedule.....1
Immunization Clinic Activity.....2

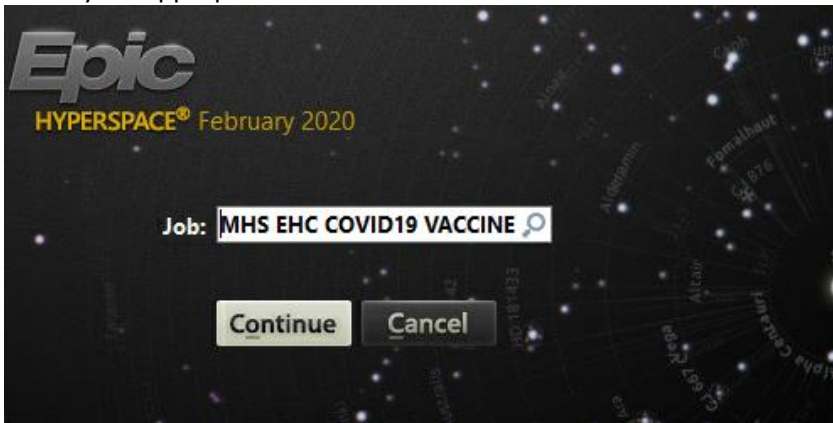
Overview

Patients who qualify for the COVID-19 Vaccine will be administered by clinicians at the MMF COMM VACC CLINIC department. Clinicians will administer the COVID-19 vaccine utilizing the Immunization Clinic activity in Epic. This tipsheet will review the administration workflow after the employee has been scheduled and checked in.

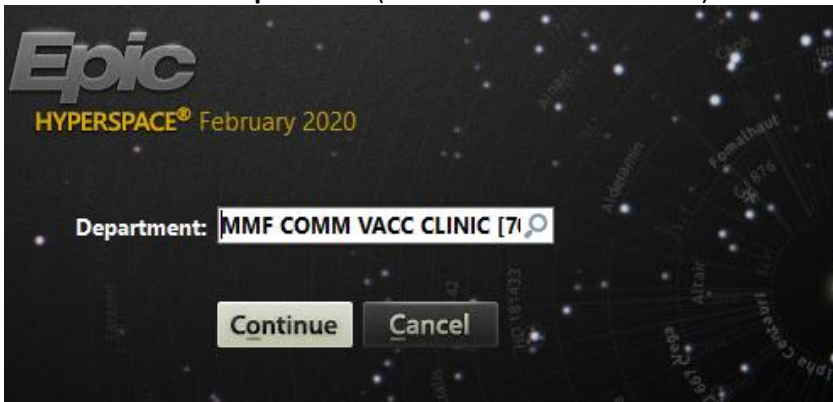
See the Scheduling COVID 19 Community Vaccine Scheduling Workflows tipsheet to review the scheduling and Check In workflows for employees receiving the COVID-19 vaccine.

Login Job Role, Department and Resource Schedule

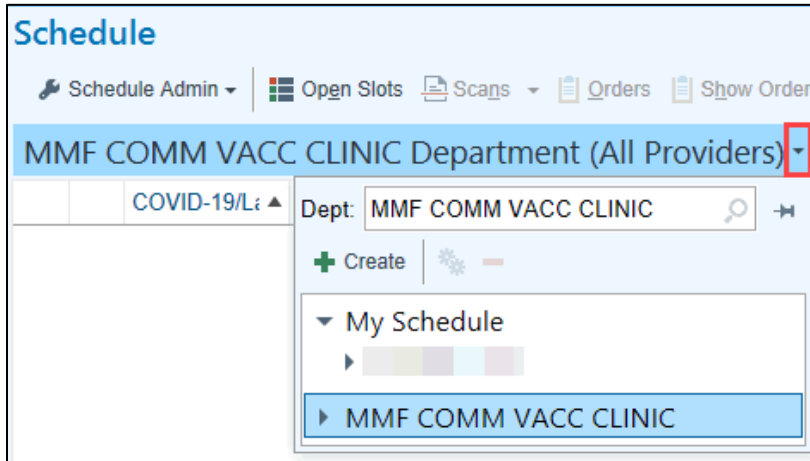
- 1. Select your appropriate Job role and click Continue



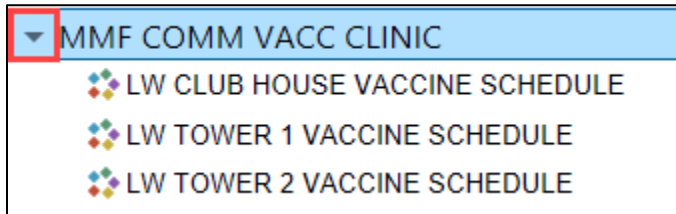
- 2. Select the correct Department (MMF COMM VACC CLINIC) and click Continue



- When the MPS (Multi Provider Schedule) opens, navigate to the **MMF COMM VACC CLINIC (All Providers)** field and click the down arrow to expand the available schedules.



- Expand again by clicking the arrow in front of the **MMF COMM VACC CLINIC** schedule.
- Select the appropriate COVID-19 vaccine resource schedule.



The clinician must select the appropriate resource schedule to see the patients scheduled for their department.

### Immunization Clinic Activity

Once the patient has been scheduled and checked in:

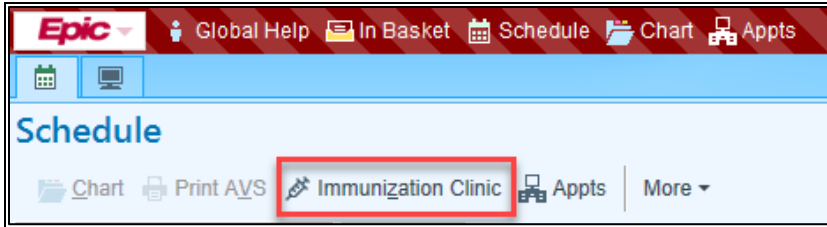
- Select the patient on the MPS and ensure that the patient’s status shows as **Arrived**.

COV Status	Vide	Gray Risk	Time	Patient	ID (both)	Provider / Department	Visit Type	Confirmed?	Length	Notes	Referr
Signed Checked o...		No Assessment	9:30 AM			LW TOWER 1 VACCI... MMFCOMMVACC	Covid Vaccine 1st Dose		10	covid vaccine	
Signed Checked o...		No Assessment	9:30 AM			LW TOWER 1 VACCI... MMFCOMMVACC	Covid Vaccine 1st Dose		10	covid vaccine	
<b>Arrived</b> Checked i...		No Assessment	9:30 AM			LW TOWER 1 VACCI... MMFCOMMVACC	Covid Vaccine 1st Dose		10	covid vaccine	
Scheduled		Low Risk	9:30 AM			LW TOWER 1 VACCI... MMFCOMMVACC	Covid Vaccine 1st Dose		10	covid vaccine	
Scheduled		No Assessment	9:30 AM			LW TOWER 1 VACCI... MMFCOMMVACC	Covid Vaccine 1st Dose		10	covid vaccine	

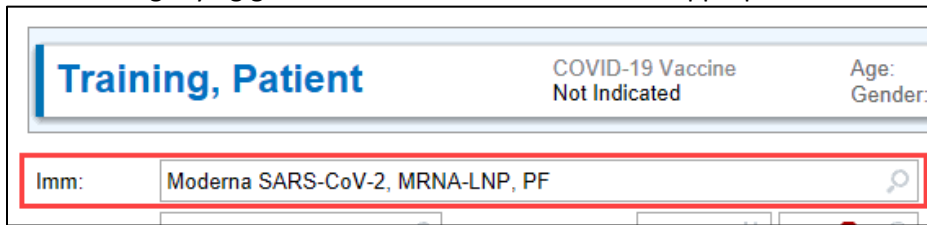


If the patient does *not* have the status of **Arrived**, **do not** administer the vaccine. The scheduling and check in functions must be completed prior to administration.

- Click the **Immunization Clinic** activity button.

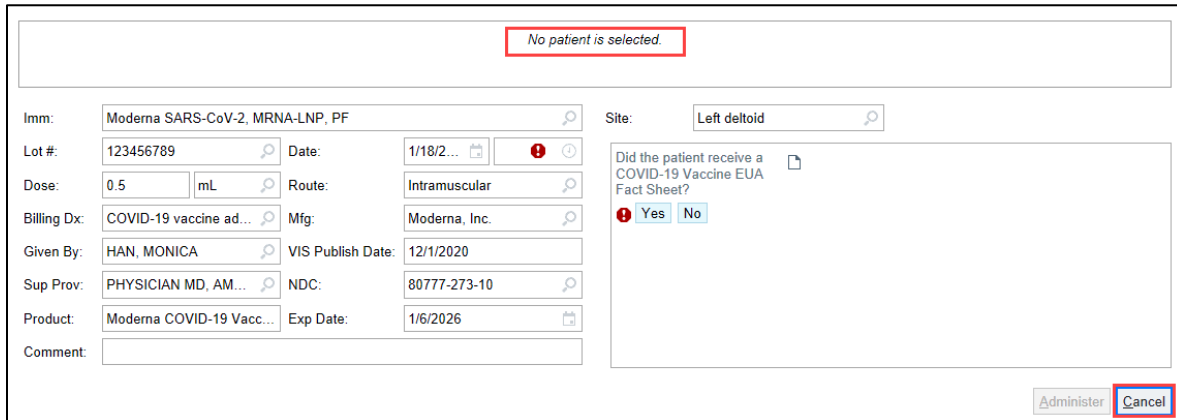


- Click the magnifying glass on the Imm field to select the appropriate vaccine being given.



**i** The Moderna vaccine will automatically default in the Imm field, but this is subject to change depending on what vaccine is stocked at your department.

- Complete the required (red stop sign) fields and when finished, click **Administer**.
- When “No Patient is selected” displays in the Immunization Clinic patient header, click **Cancel**. The clinician has completed the administration.



- The patient’s status will display as **Signed** on the MPS.

COV Status	Vide	Gray Risk	Time	Patient	ID (both)	Provider / Department	Visit Type	Confirmed?	Length	Notes	Referr
Signed	Checked o...	No Assessment	9:30 AM			LW TOWER 1 VACCI... MMFCOMMVACC	Covid Vaccine 1st Dose		10	covid vaccine	
Signed	Checked o...	No Assessment	9:30 AM			LW TOWER 1 VACCI... MMFCOMMVACC	Covid Vaccine 1st Dose		10	covid vaccine	
Signed	Checked o...	No Assessment	9:30 AM			LW TOWER 1 VACCI... MMFCOMMVACC	Covid Vaccine 1st Dose		10	covid vaccine	
Scheduled		Low Risk	9:30 AM			LW TOWER 1 VACCI... MMFCOMMVACC	Covid Vaccine 1st Dose		10	covid vaccine	
Scheduled		No Assessment	9:30 AM			LW TOWER 1 VACCI... MMFCOMMVACC	Covid Vaccine 1st Dose		10	covid vaccine	